INTERNATIONAL JOURNAL OF
Clinical and Pharmaceutical Innovations
An International Peer Reviewed Open Access Journal
2026, Volume 1, Issue 8, Page No: 168-172.

Review Article

ISSN (Online): 3142-8665
CODEN (USA): IJCPSM
IMPACT FACTOR: 3.345

RECENT ADVANCE IN ANALTICAL TECHNIQUES FOR THE STANDARDIZATION AND QUALITY CONTROL OF HERBAL MEDICINE

***Dr. M. L. Surekha, N. Mahathi, K. Sravanthi, J. Komali, S. K. Rahul Basha**

AM Reddy Memorial College of Pharmacy.

Article Info: **Received:** 21 September 2026, **Revised:** 11 October 2026, **Accepted:** 01 November 2026

***Corresponding Author: Dr. M. L. Surekha**

AM Reddy Memorial College of Pharmacy.

DOI: https://doi.org/10.5281/zenodo.24072150

Citation:
*Dr. M. L. Surekha, N. Mahathi, K. Sravanthi, J. Komali, S. K. Rahul Basha. (2026). Recent Advance In Analtical Techniques For The Standardization And Quality Control Of Herbal Medicine. International Journal of Clinical and Pharmaceutical Innovations, 1(8), 168-172.

ABSTRACT
The escalating global reliance on botanical therapeutics has intensified the demand for rigorous standardization and quality control (QC) protocols to ensure their safety, efficacy, and reproducibility. Unlike conventional pharmaceuticals, herbal medicines possess highly complex, multi-component matrices whose phytochemical profiles are heavily influenced by genetic, environmental, and post-harvest variables. This inherent variability poses significant challenges to traditional analytical methodologies, frequently leading to issues of adulteration, contamination, and inconsistent therapeutic dosing. Consequently, recent decades have witnessed a paradigm shift toward the development of advanced, multidimensional analytical platforms designed to achieve comprehensive phytochemical characterization. Chromatographic advancements have been pivotal in this evolution. High-Performance Thin-Layer Chromatography (HPTLC) remains a cost-effective tool for preliminary fingerprinting, while Ultra-Performance Liquid Chromatography (UPLC) and Gas Chromatography (GC) offer superior resolution and sensitivity for the simultaneous quantification of multiple bioactive markers. The coupling of these separation techniques with high-resolution mass spectrometry (LC-MS/MS and GC-MS) has revolutionized structural elucidation, enabling the precise identification of trace compounds and the detection of unauthorized synthetic adulterants.

KEYWORDS: Herbal medicine, Standardization, Quality control, Analytical techniques, HPLC, HPTLC, LC-MS/MS, DNA barcoding, Metabolomics, Chemometrics.

1. INTRODUCTION

Herbal medicines have been used for centuries as an important component of traditional healthcare systems such as Ayurveda, Traditional Chinese Medicine, Siddha and Unani. In recent years, their use has increased globally because of their traditional therapeutic applications, availability, and growing interest in naturally derived healthcare products. Herbal medicines contain a wide range of biologically active constituents, including alkaloids, flavonoids, terpenoids, phenolics, glycosides, tannins, saponins and essential oils, which may contribute individually or synergistically to their therapeutic effects.

Unlike many synthetic drugs, herbal medicines are complex mixtures of multiple chemical constituents. Their chemical composition can vary considerably depending on factors such as plant species, geographical origin, soil and climatic conditions, cultivation practices, harvesting time, storage, processing and extraction methods. Such variability can affect the identity, purity, potency, safety and therapeutic consistency of herbal

© 2026 Author(s) | Published by IJCPI | Open Access under CC BY 4.0 License |

products. Therefore, appropriate standardization and qualitycontrol procedures are essential to ensure the reproducibility and reliability of herbal medicines.

The quality assessment of herbal medicines traditionally involves organoleptic, macroscopic, microscopic and physicochemical evaluation, together with determination of parameters such as moisture content, ash values, extractive values and foreign matter. Chromatographic techniques such as thin-layer chromatography (TLC), high-performance thin-layer chromatography (HPTLC), high-performance liquid chromatography (HPLC) and gas chromatography (GC) have subsequently become important tools for identification, fingerprinting and quantification of characteristic or marker compounds.

Advances in analytical science have further introduced sophisticated techniques such as ultra-high-performance liquid chromatography (UHPLC), liquid chromatography– mass spectrometry (LC-MS/MS), gas chromatography–mass spectrometry (GC-MS), nuclear magnetic resonance (NMR), Fourier-transform infrared spectroscopy (FTIR), Raman spectroscopy and other spectroscopic methods. These techniques allow the detection and characterization of multiple constituents and can provide comprehensive chemical fingerprints of complex herbal matrices.

In addition to chemical analysis, DNA barcoding, metabarcoding and other molecular techniques have emerged as valuable approaches for authenticating medicinal plant species and detecting substitution or adulteration, particularly when morphological identification is difficult. Furthermore, the integration of metabolomics, chemometrics and machine-learning approaches has created new possibilities for processing complex analytical datasets, differentiating species or geographical origins, detecting adulteration and evaluating batch-to-batch consistency.

Despite these advances, several challenges remain, including natural variability of herbal materials, complex phytochemical composition, lack of suitable reference standards, adulteration, contamination, difficulties in selecting appropriate marker compounds and differences in regulatory requirements. Consequently, no single analytical technique is generally sufficient for comprehensive quality assessment. The application of complementary or orthogonal analytical approaches can provide more reliable information regarding the identity, authenticity, chemical composition, purity and consistency of herbal medicines.

Therefore, the present review focuses on recent advances in analytical techniques used for the standardization and quality control of herbal medicines, with emphasis on chromatographic, spectroscopic, molecular, metabolomic and chemometric approaches. It also discusses their principles, applications, advantages, limitations, current challenges and future prospects in developing reliable and scientifically supported quality-control strategies for herbal medicinal products.

2. The Evolution of Standardization Strategies

Historically, the quality of herbal drugs was assessed through traditional practices such as organoleptic evaluation (sensory characteristics like color, odor, and taste), seasonal harvesting guidelines, and classical preparation techniques. While these methods embody invaluable traditional knowledge, they lack the specificity and quantitative rigor required by modern regulatory frameworks.

Modern standardization strategies represent a paradigm shift, relying on a "multilevel framework" that integrates phytochemical profiling, marker-based approaches, and bioassay-guided evaluation. This evolution is driven by the advent of powerful analytical instrumentation, which has significantly improved the ability to authenticate raw materials and ensure product consistency. The modern approach emphasizes:

Authentication: Confirming the botanical identity and detecting adulteration or substitution.

Quantification: Measuring the content of known bioactive markers or characteristic chemical fingerprints.

Safety Assessment: Screening for contaminants such as heavy metals, pesticide residues, mycotoxins, and adulterants.

Reproducibility: Ensuring batch-to-batch uniformity through validated analytical methods and adherence to Good Manufacturing Practices (GMP).

3. Key Analytical Techniques in Herbal Standardization

3.1 Chromatographic Techniques

Chromatography remains the workhorse of herbal analysis, enabling the separation and quantification of complex phytochemical mixtures.

High-Performance Liquid Chromatography (HPLC): HPLC is the most widely used technique for the quantitative analysis of non-volatile and semi-volatile compounds, such as flavonoids, alkaloids, and saponins. It provides accurate separation and quantification of bioactive constituents, enabling comparative profiling across batches. The technique's versatility is enhanced when coupled with various detectors, including UV-Vis, diode array (DAD), and mass spectrometry (MS).

High-Performance Thin-Layer Chromatography (HPTLC): HPTLC is a powerful, costeffective tool for the qualitative and semi-quantitative analysis of herbal extracts. It is particularly valuable for developing chromatographic fingerprints—unique chemical patterns that serve as a "identity card" for a specific herbal material or formulation. Recent advancements have seen the application of Analytical Quality by Design (AQbD) principles to HPTLC method development, enhancing method robustness and reliability for multi-component herbal formulations.

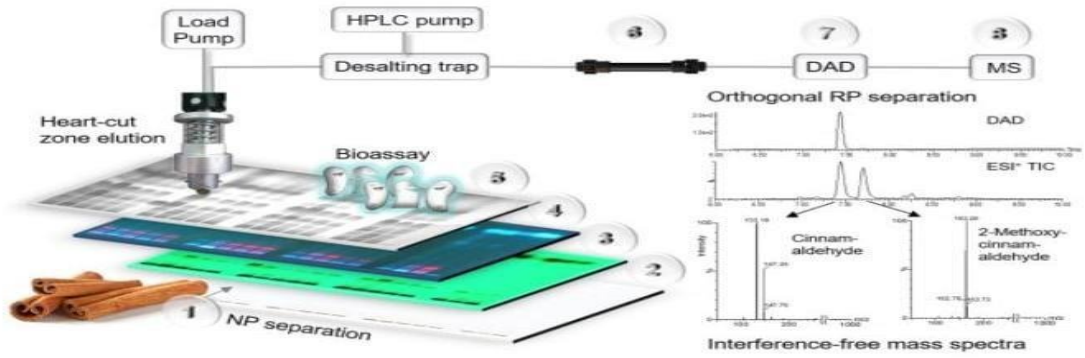

Gas Chromatography-Mass Spectrometry (GC-MS): This hyphenated technique is indispensable for the analysis of volatile and thermostable compounds, such as essential oils and fatty acids. GC-MS provides high sensitivity and specificity for compound identification, even in complex matrices.

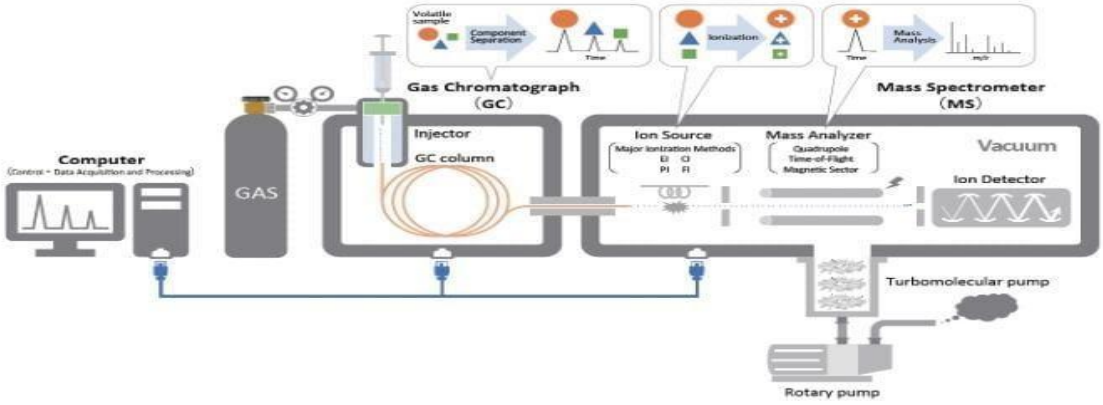

3.2. Spectroscopic and Metabolomic Profiling

Spectroscopic techniques offer rapid, non-destructive, and comprehensive chemical information, often used in conjunction with chemometrics to create holistic fingerprints.

Mass Spectrometry (MS) and Hyphenated Systems: Liquid Chromatography-Mass Spectrometry (LC-MS) integrates the separation power of LC with the detection specificity of MS, offering high sensitivity for identifying and quantifying compounds in complex herbal matrices. Advanced systems like UHPLCQTOF-MS are increasingly used for comprehensive metabolite profiling.

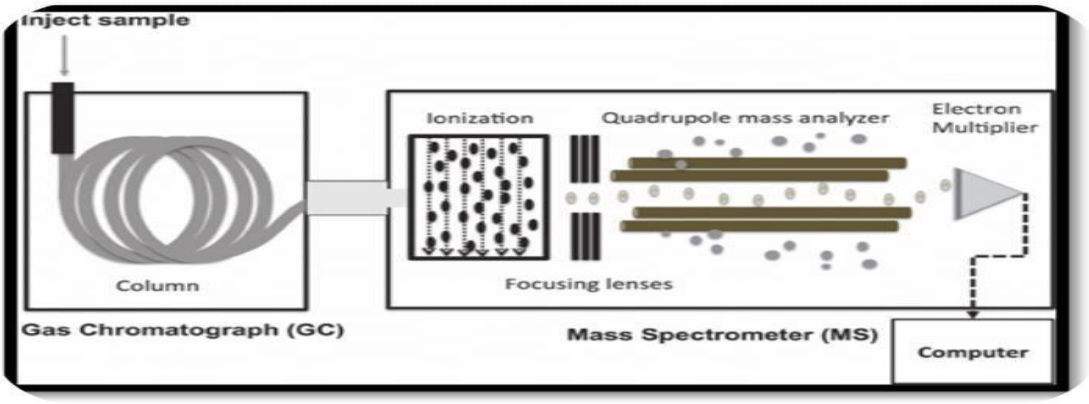

Nuclear Magnetic Resonance (NMR) Spectroscopy: Quantitative NMR (qNMR) has emerged as a primary reference method for standardization. It is a nontargeted, absolute quantification technique that does not require identical reference standards for every analyte, making it

invaluable for authenticating herbal materials and detecting adulteration.

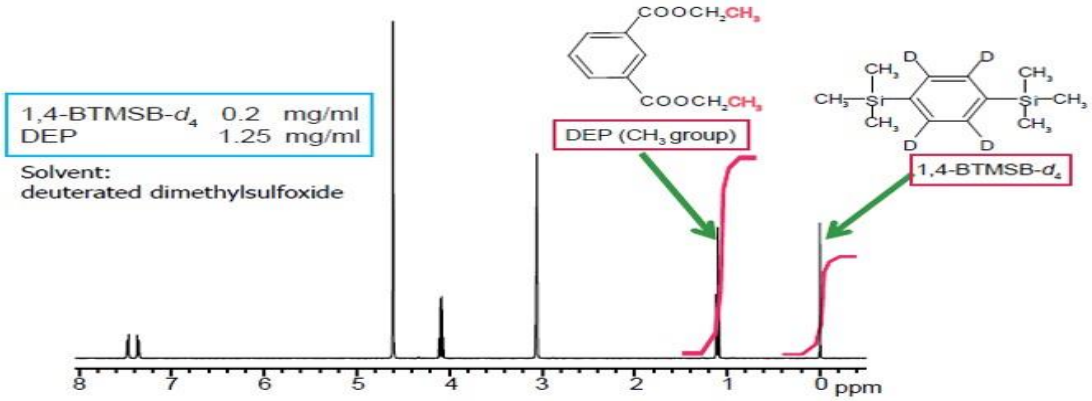

Metabolomics: This high-throughput approach aims to comprehensively profile all small-molecule metabolites in a biological sample. It is a cornerstone for quality assurance and authenticity assessment, enabling the identification of bioactive compounds and providing detailed metabolic fingerprints that underpin therapeutic consistency.

3.3 Molecular and Biological Techniques

DNA Barcoding: This molecular technique utilizes short, standardized genetic markers to authenticate herbal materials at the species level. It is a powerful tool for detecting substitution and adulteration, especially when morphological identification is impossible (e.g., in powdered or processed materials). An orthogonal approach, integrating DNA barcoding with chemical profiling, provides a more robust authentication strategy.

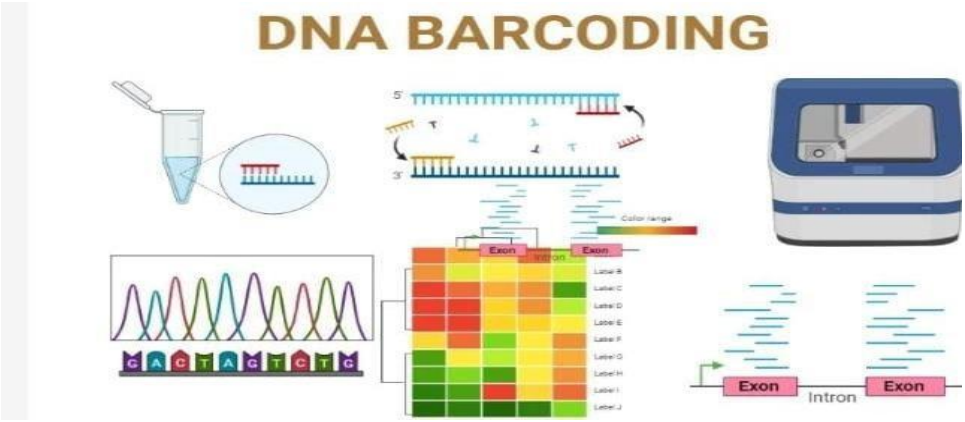

Bioassay-Guided Evaluation: This approach links chemical profiles to biological activity, ensuring that standardization efforts are directed towards compounds that actually contribute to the therapeutic effect. It is highlighted as a key component of modern standardization frameworks to enhance therapeutic reliability.

4. Emerging Trends and Future Directions

4.1 Portable and Point-of-Need Sensing

A significant trend is the development of portable, field-deployable sensing technologies for rapid on-site quality assessment. These include electrochemical, colorimetric, fluorescent, and Surface-Enhanced Raman Spectroscopy (SERS)-based sensors. These devices, often incorporating nanomaterials and molecular recognition elements, aim to bridge the gap between laboratory analysis and real-world monitoring, enabling rapid detection of contaminants and adulterants.

4.2 Artificial Intelligence and Chemometrics

The vast amount of data generated by modern analytical platforms requires sophisticated interpretation. Chemometric tools such as Principal Component Analysis (PCA) and Partial Least Squares-Discriminant Analysis (PLS-DA) are essential for pattern recognition, authentication, and batch consistency assessment. More recently, Artificial Intelligence (AI) and Machine Learning (ML) algorithms are being employed to automate metabolite identification, predict pharmacological properties, and accelerate biomarker discovery. In portable sensing, AI is crucial for resolving high-dimensional spectral data and enhancing accuracy in complex matrices.

4.3 Non-Targeted Analysis

Unlike targeted approaches that focus on predefined markers, non-targeted analytical technology (e.g., using high-resolution mass spectrometry) is designed to detect all measurable analytes in a sample without prior knowledge. This approach is particularly valuable for studying unknown components, discovering novel biomarkers, and comprehensively assessing quality and authenticity.

5. Challenges and Future Perspectives

Despite remarkable progress, several challenges hinder the full global integration of herbal medicine.

Lack of Standardized Reference Materials: The scarcity of certified reference standards for many bioactive compounds remains a major bottleneck for accurate quantification and method validation.

Regulatory Disharmony: Significant differences among national pharmacopoeias and regulatory systems create barriers to international trade and harmonization.

Complexity and Matrix Interference: The highly heterogeneous nature of herbal matrices can interfere with analytical signals, making accurate detection of trace-level contaminants difficult.

Method Standardization: There is a need to standardize existing analytical methods to improve reliability and inter-laboratory comparability, particularly for emerging techniques like direct mass spectrometry.

Future directions point towards self-validating, cloud-integrated (IoT) sensing systems and eco-friendly analytical methodologies. Ultimately, progress will depend on interdisciplinary collaboration among analytical chemists, botanists, pharmacologists, and regulatory bodies to establish globally accepted, science-based standards.

6. CONCLUSION

The standardization and quality control of herbal medicine have been revolutionized by recent advances in analytical science. The shift from traditional empirical methods to a multi-platform, data-driven approach—integrating chromatography, spectroscopy, metabolomics, and molecular biology—has provided the tools necessary to ensure the safety, efficacy, and consistency of herbal products. While challenges persist, the ongoing integration of AI, portable sensing, and internationally harmonized regulatory frameworks promises to further strengthen this field, enabling the safe and effective application of herbal medicines in contemporary healthcare settings worldwide.

REFERENCES

1. Muyumba NW, Mutombo SC, Sheridan H, Nachtergael A, Duez.
2. Veiga Junior VF, et al Senapati A, Basak S, Rangan L Raclariu AC, et al. Abubakar BM, et al.
3. Current Approaches to Herbal Drugs Standardization: From Ancient Practices to Modern Scientific Techniques. Elsevier.
4. Instrumental Methodology for Qualitative and Quantitative Analysis, Quality Control and Standardization of Herbal Drugs and Formulations. Taylor & Francis.
5. Identification, Standardization, and Quality Control of Herbal Preparations. Taylor & Francis.
6. Advances in analytical techniques for bioactive compound quantification in medicinal Plants: Innovations, Challenges, and pharmaceutical applications. Elsevier.
7. Metabolomics-Driven Standardization of Herbal Medicine: Advances, Applications, and Sustainability Considerations. SAGE.
8. Point-of-need and portable sensing strategies for quality and safety assessment of Traditional Chinese Medicine products: A critical analytical review. Elsevier.
9. Non-Targeted Analytical Technology in Herbal Medicines: Applications, Challenges, and Perspectives. Taylor & Francis.
10. Essentials of qNMR: Navigating adulteration and quality control challenges across food, herbal medicines and beyond. Elsevier.
11. QbD-driven development and validation of an HPTLC method for simultaneous estimation... Elsevier.
12. Simultaneous quantification of five bioactive markers for standardization of ayurvedic polyherbal formulation... Springer.
13. Modern spectroscopic techniques combined with chemometrics for process quality control of traditional Chinese medicine: A review. Elsevier.
14. Integrating DNA Barcoding Within an Orthogonal Approach for Herbal Product Authentication: A Narrative Review. Wiley.

© 2026 Author(s) | Published by IJCPI | Open Access under CC BY 4.0 License |